



Planning for my Surgery

My Pre-admission Unit Appointment

My surgery will be on: _____ at The Ottawa Hospital _____ Campus
My Pre-Admission appointment: Date: _____ Time: _____

The Pre-admission Unit (PAU) location:

A clerk from the hospital will call to give you a time for your PAU appointment.

Civic Campus	General Campus	Riverside Campus
<p>E1 1053 Carling Ave. Ottawa, ON K1Y 4E9</p> <p>P4 lot is the closest parking lot to the PAU if there is room.</p> <p>See map on page 4.</p> <p> 613-798-5555, ext. 17407</p>	<p>Main Building, 2nd floor 501 Smyth Road Ottawa, ON K1H 8L6</p> <p>The parking garage beside the Main Entrance just off Smyth Road is closest to PAU.</p> <p>See map on page 6.</p> <p> 613-737-8200</p>	<p>Main level, main hallway 1967 Riverside Drive Ottawa, ON K1H 7W9</p> <p>The parking lot is near the Main Entrance.</p> <p>See map on page 8.</p> <p> 613-738-8400, ext. 81014</p>

Please call if you need to reschedule your PAU appointment.

Admitting department: If you are going to be admitted to the hospital after your surgery, go to the Admitting department to complete important papers **before you come** to the pre-admission appointment. See maps pages 4 or 6.

Please do not wear/use perfume, aftershave or other scented personal products. Anyone coming into the hospital with you or to visit are also asked not to wear scented products.

OC Transpo bus routes go to all The Ottawa Hospital campuses. For route schedules call OC Transpo 613-741-4390 or visit www.octranspo.com.

My Pre-admission Appointment

- Your surgeon will schedule you for a pre-admission appointment at least 2 to 6 weeks before your surgery. This is an important appointment to make sure you are ready for your surgery. If you do not come, your surgery date may need to be delayed.
- A registered nurse (RN) will obtain your health history at this appointment and explain any preparations you need to do before surgery.
- Depending on your health, you may need to see an anesthesiologist at this appointment.
- Depending on your health and your situation, sometimes your appointment may take place over the phone. It is important that you are able to speak freely about your health history during this interview.

What can I expect at my Pre-Admission appointment?

- Be ready to answer questions about your health, the medications you take, past operations and allergies.
- Any important tests needed before your surgery will be done at this appointment.
- You will know what medication to take and not to take on the day of your surgery.
- You will know what you need to do to prepare for going home.
- If applicable, you will be offered many supports to help you stop smoking before your surgery. Stopping smoking is the most important thing you can do to help your recovery since smoking before your operation increases the risk of many serious problems.
- You can eat or drink anything you want before this appointment. Please take your usual medications the day of your pre-admission unit appointment unless advised otherwise by your surgeon.
- **This appointment can last from 1 to 4 hours so please bring something to read in case you have to wait.**

✓ ***What must I bring with me to my Pre-Admission Unit appointment?***

Please bring **ALL** medications (prescription, over the counter medications, inhalers, herbal remedies, patches, vitamins etc.) in their original (labeled) bottles to your appointment.

If you do not have your medication bottles available, bring a detailed list of the medications you are taking including the dose and how often you take the medication. Your drugstore or pharmacist may be able to provide you with a detailed list of your medication.

Provincial Health Card, any other Insurance Cards (e.g. Blue Cross or Liberty Mutual, PSHCP) and your green hospital card if you have one.

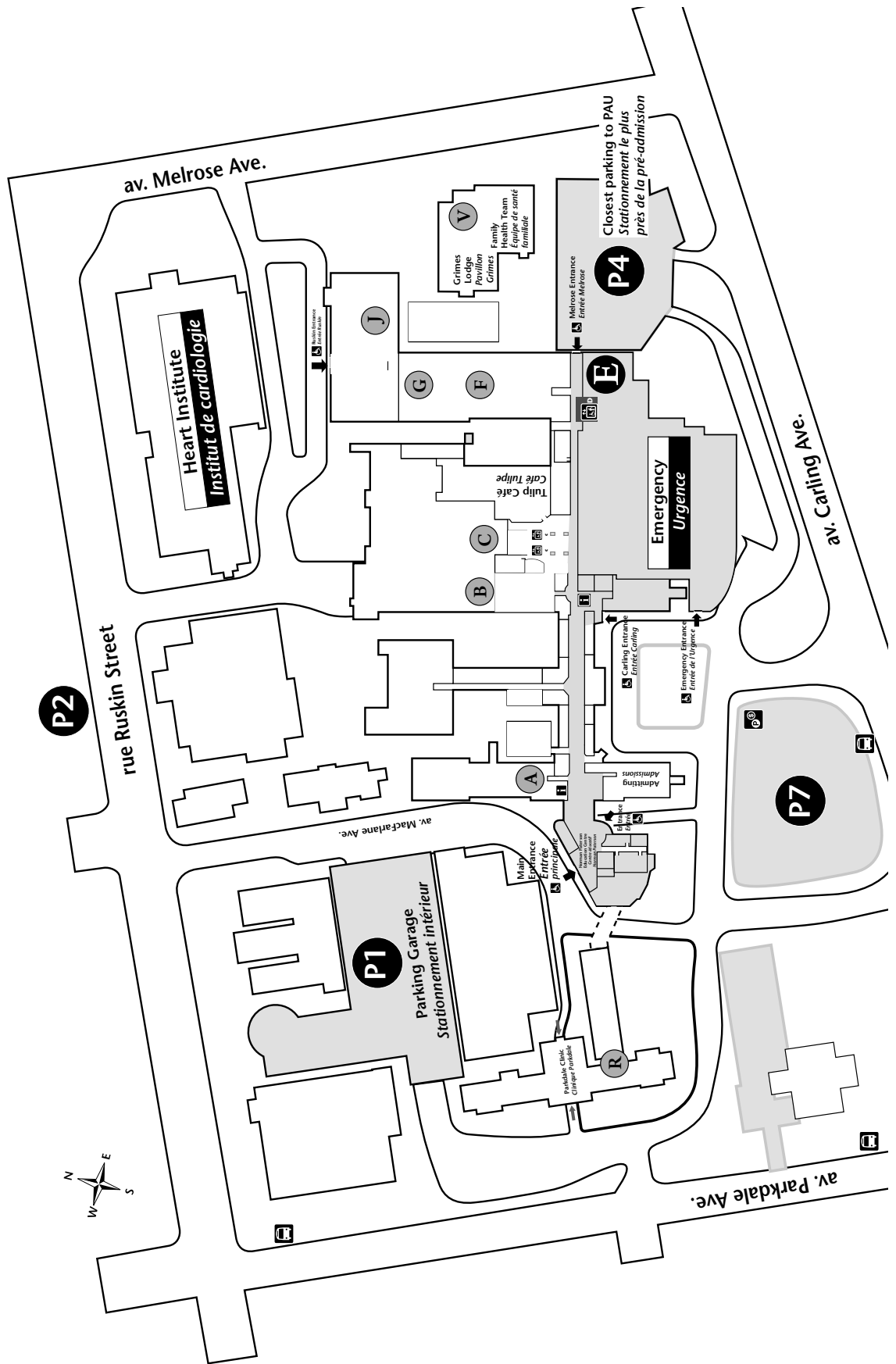
Any papers given to you by your doctor or surgeon about test results or specialist visits.

Eye glasses, hearing aid and translator (if needed).

✓ ***Who may come with me?***

Because we have limited space, only one (1) person may come with you to your PAU appointment. If you require special assistance (including translation), please make sure you have someone to help you.

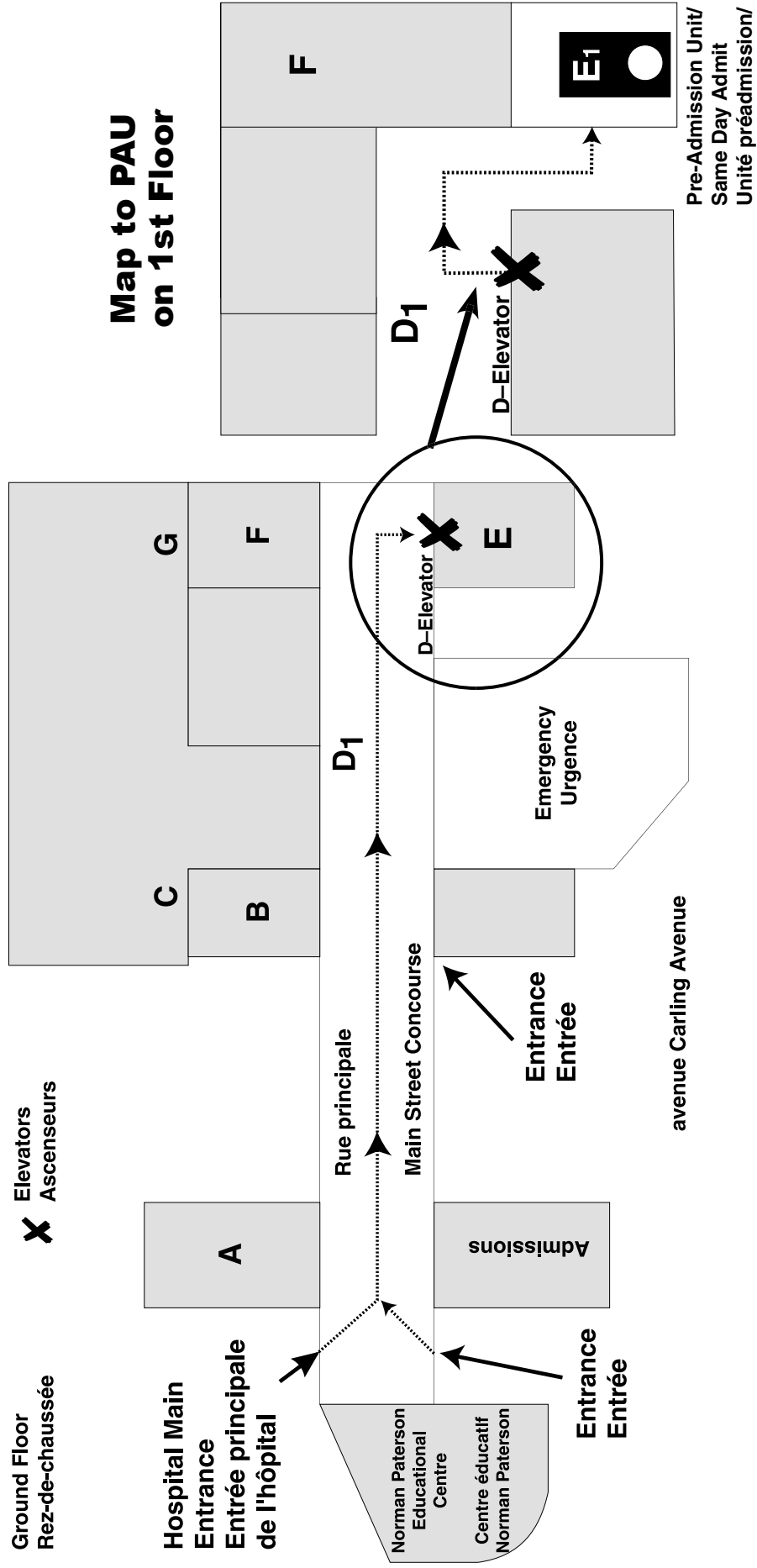
P Where to park?
Ou stationner?



Civic Campus

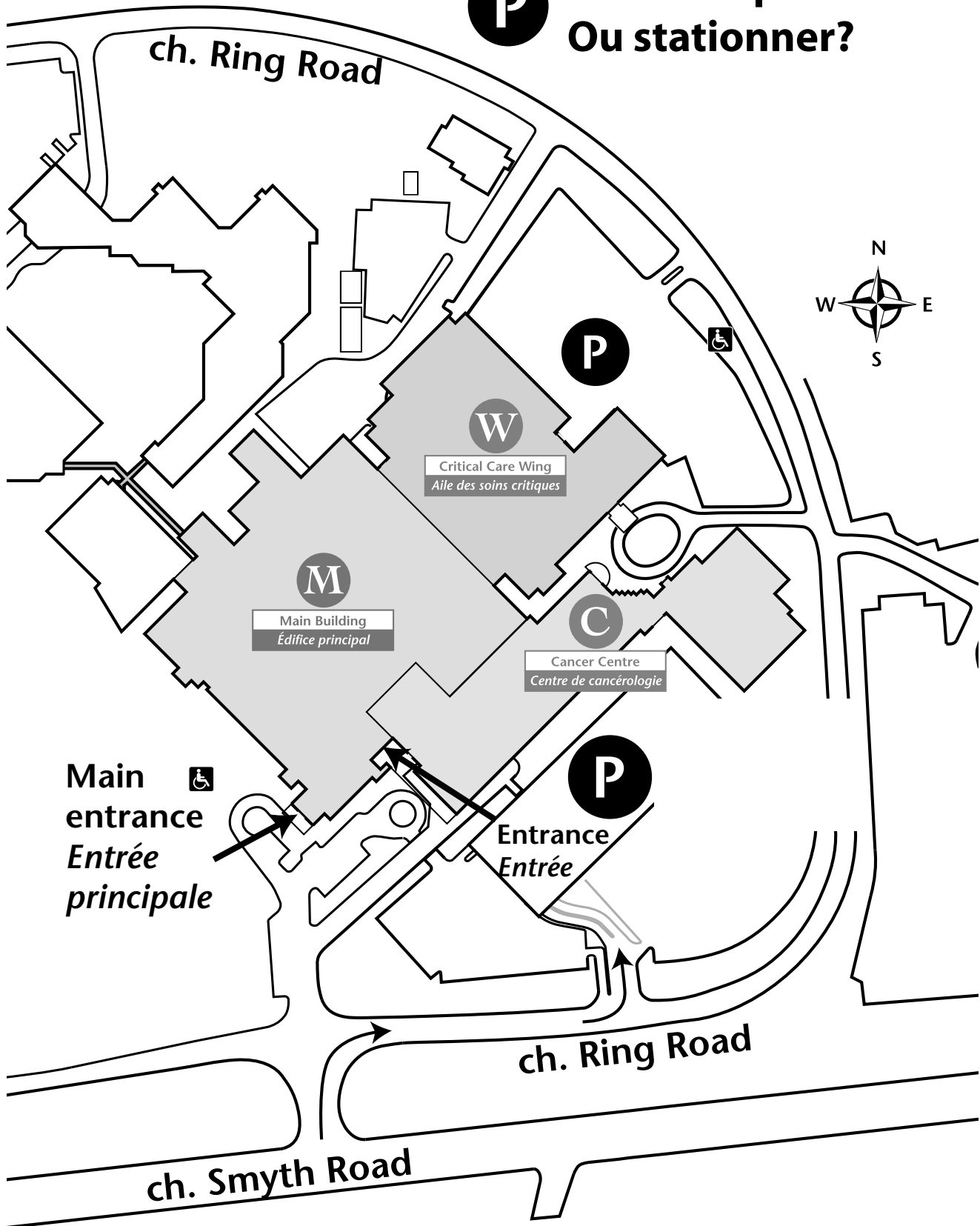
Campus Civic

PAU is on E1, the first floor at the east end of the hospital. Go to the D-elevators on the main floor. Take these elevators to the 1st floor. Exit the elevator, turn right and continue down the hall until you reach the Pre-Admission Unit which is on your right hand side.



General Campus *Campus Général*

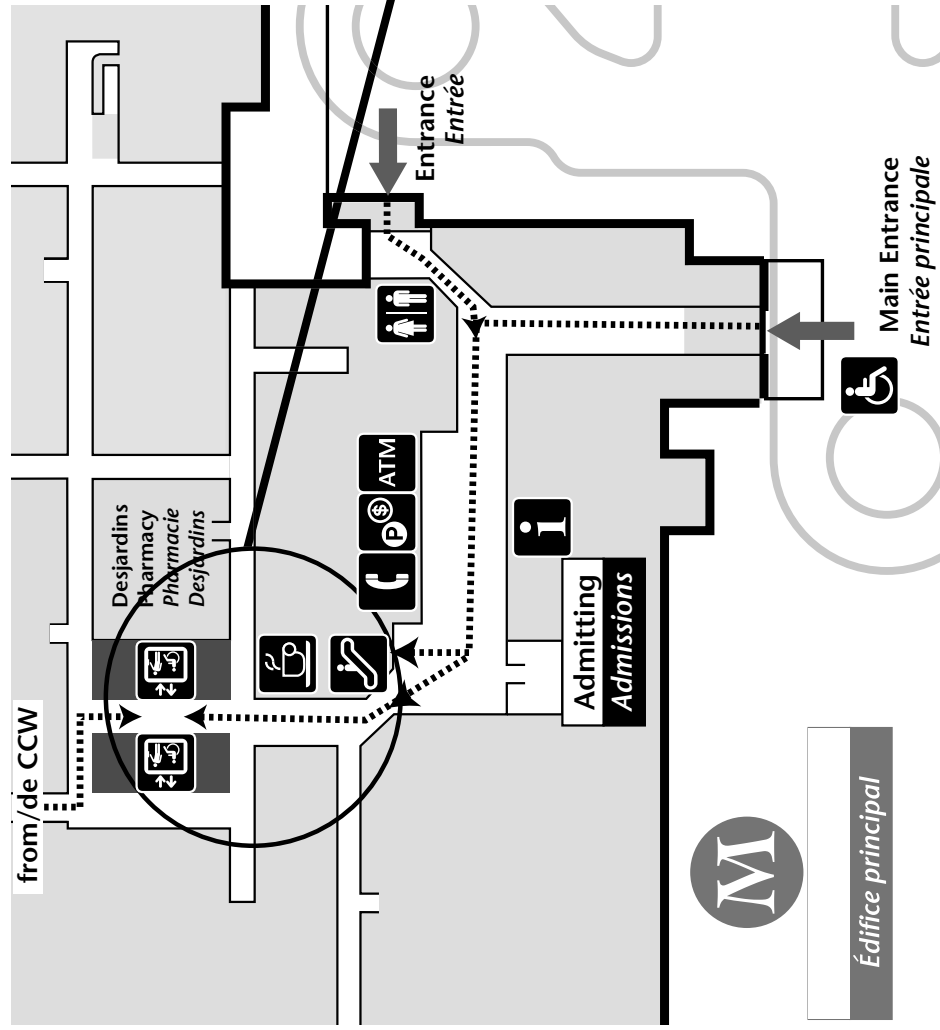
P Where to park?
Ou stationner?



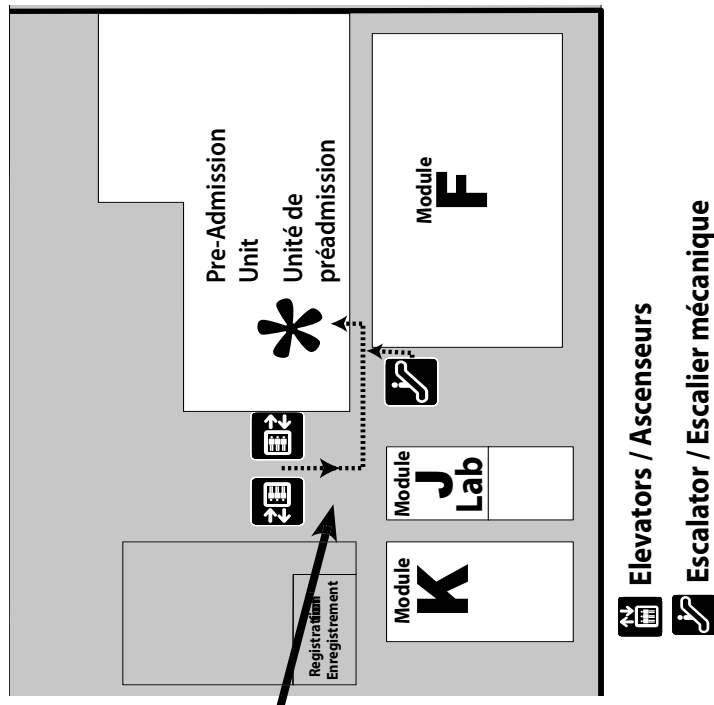
General Campus **Campus Général**

PAU is on the 2nd level of the main building, near the top of the escalators. Enter the hospital at the Main Entrance. Go to the escalators or elevators located on the 1st level and go to the 2nd level. Follow signs for the Pre-Admission Unit (PAU).

Main Level General Campus

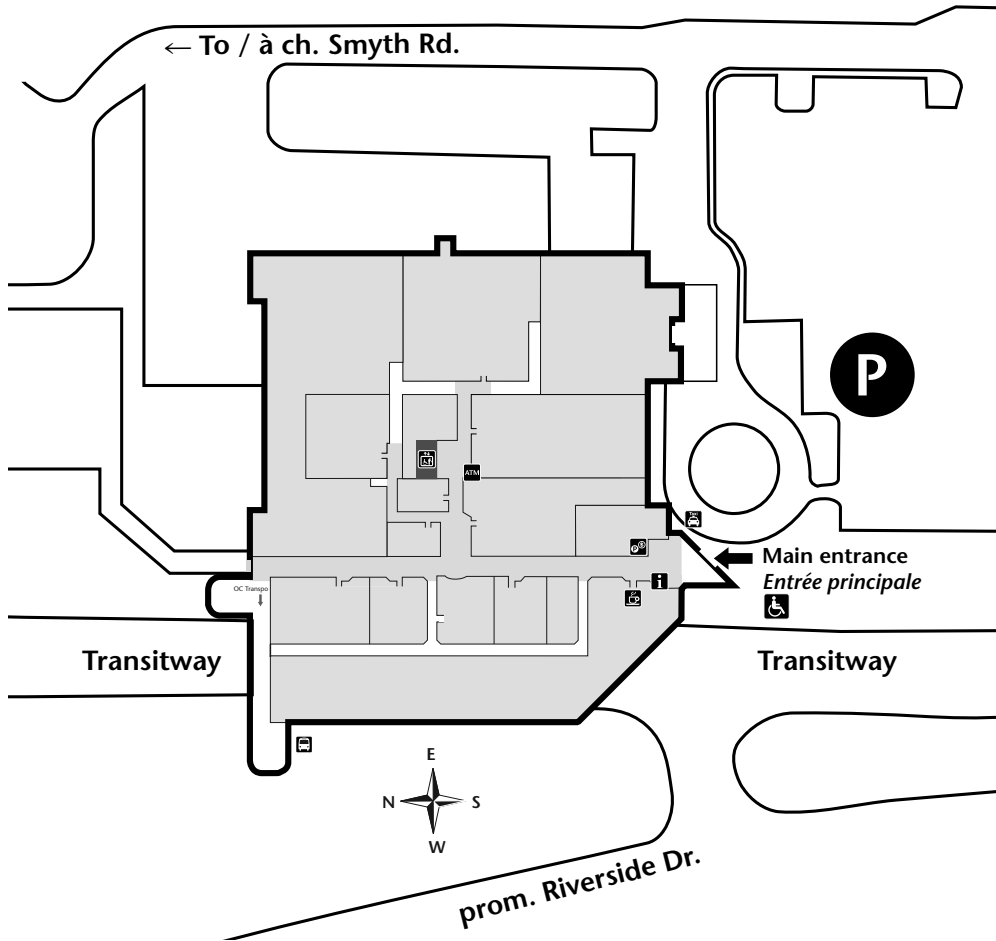


Map to PAU on 2nd Level



Riverside Campus *Campus Riverside*

P Where to park? Ou stationner?



PAU is on the main level. Go down the main hallway, PAU is on the left.

